



LOKNETE DR.BALASAHEB VIKHE PATIL (PADMABHUSHAN AWARDEE) Establishment 4 August 2004
PRAVARA RURAL EDUCATION SOCIETY'S

ARTS, COMMERCE & SCIENCE COLLEGE, ALKUTI

ID.No. PU/AN/ACS/78/2004

College code No.757

A/p.Alkuti, Tal.Parner, Dist.Ahmednagar.Pin-414305



• Phone: (02488) 250457

Email ID :principal.acsalkuti@pravara.in

Self Study Report : 2023 (1st Cycle)

D.V.V Clarification




Criteria - 1

Curricular Aspects

KEY INDICATOR : 1.4

Feedback System

1.4.1 Institution obtains feedback on the academic performance and ambience of the institution from various take holders, such as Students, Teachers, Employers, Alumni etc. and action taken report on the feedback is made available on institutional website



**Feedback
Analysis Report
2022-23**

Report of Analysis of Feedback on Curriculum Collected From Different Stakeholders

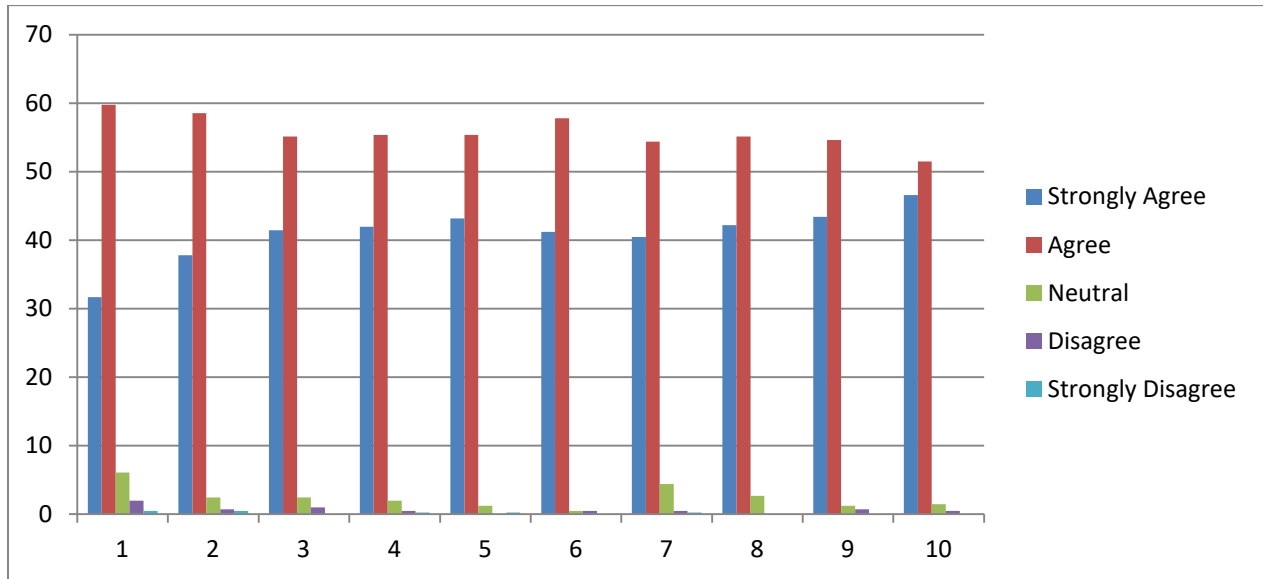
Academic Year: 2022-23

Students Feedback: 2022-23

The students are the most important stakeholders of Higher Education systems. We are collecting feedback from our students personally. We have designed a special feedback form on syllabus of the various programs. There are 10 questions in the feedback form. The analysis of feedback forms has been done from students of three different faculty as follows: (Sc.B, Com.B, A.B). The analysis of feedback forms is also done. We have received total 410 student's feedback. The analysis of student's feedback on syllabus is presented below.

Que. No.	Evaluation Points	Response in %				
		Strongly Agree	Agree	Neutral	Disagree	Strongly Disagree
1	Curriculum updated enough.	130	245	25	08	02
	Percentage	31.70	59.75	6.09	1.95	0.48
2	Curriculum content interesting.	155	240	10	03	02
	Percentage	37.80	58.53	2.43	0.73	0.48
3	Whether syllabus is carrier oriented?	170	226	10	04	00
	Percentage	41.46	55.12	2.43	0.97	00
4	The syllabus helps in my personal development.	172	227	08	02	01
	Percentage	41.95	55.36	1.95	0.48	0.24
5	The syllabus is useful in clearing the concepts of subjects.	177	227	05	00	01
	Percentage	43.17	55.36	1.21	00	0.24
6	Curriculum applicable in your daily life.	169	237	02	02	00
	Percentage	41.21	57.80	0.48	0.48	00
7	Curriculum is relevant for the solution of local problems.	166	223	18	02	01
	Percentage	40.48	54.39	4.39	0.48	0.24
8	Rate the size of syllabus in terms of load on the student?	173	226	11	00	00
	Percentage	42.19	55.12	2.68	00	00
9	The difficulty level of the syllabus is fair.	178	224	05	03	00
	Percentage	43.41	54.63	1.21	0.73	00
10	Overall rating about syllabus	191	211	06	02	00
	Percentage	46.58	51.46	1.46	0.48	00

Students Feedback Chart: 2022-23



On an average 40.99 % students are strongly agree, 55.75 % are agree, 2.43 % are neutral, 0.63 % are disagree and 0.16% are strongly disagree with the current syllabus of the various programmes designed by the Savitribai Phule Pune University, Pune.



[Signature]

Principal

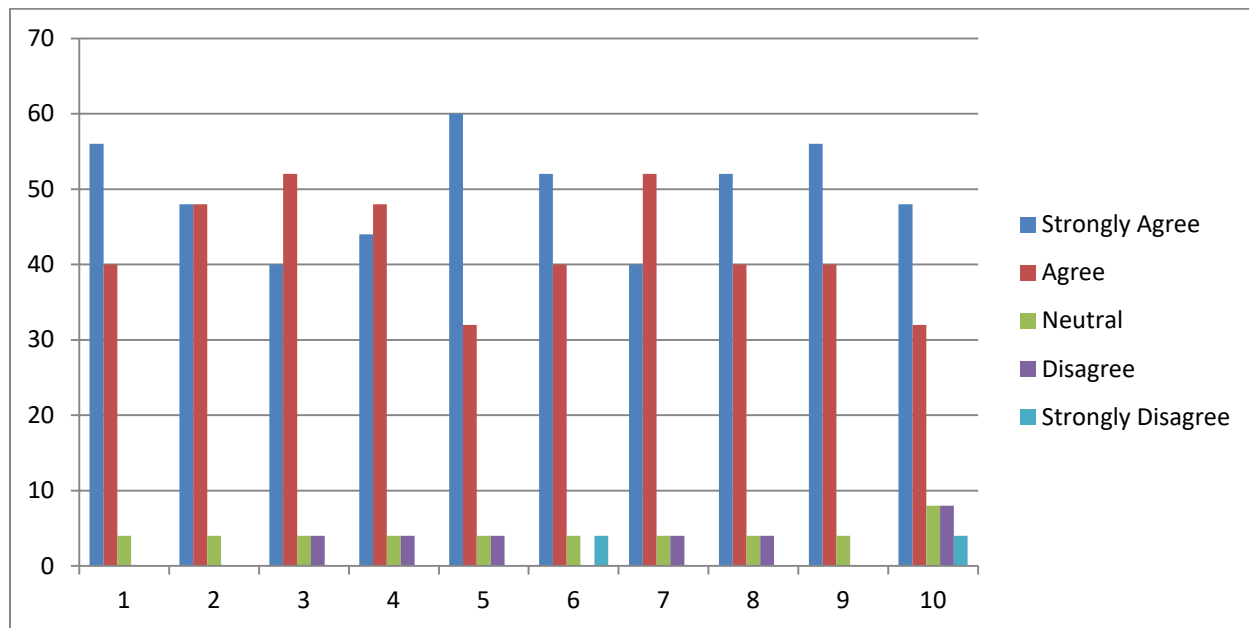
Art's, Commerce & Science College
Alkuti, Tal. Parner, Dist. A'nagar

Teacher feedback: 2022-23

We are collecting feedback from our faculty member personally. We have designed a special feedback form on curriculum development, subject review and infrastructure etc. There are 10 questions in the feedback form. Collection of feedback has been done from faculty member of three different faculties as (B.A., B.Com, and B.Sc.). The analysis of feedback form is also done. The analysis of teacher's feedback is presented below.

Que. No.	Evaluation Points	Response in %				
		Strongly Agree	Agree	Neutral	Disagree	Strongly Disagree
1	The course content fulfills the need of students.	14	10	01	00	00
	Percentage	56	40	04	00	00
2	The allocation of the credits to the course is appropriate	12	12	01	00	00
	Percentage	48	48	04	00	00
3	The courses/ Syllabi designed and taught have good balance between theory and application.	10	13	01	01	00
	Percentage	40	52	04	04	00
4	The timely coverage of syllabus is possible in the mentioned number of hours.	11	12	01	01	00
	Percentage	44	48	04	04	00
5	The units/sections in the syllabus are properly sequenced.	15	08	01	01	00
	Percentage	60	32	04	04	00
6	Tests and examinations are conducted well in time with proper coverage of all units in the syllabus.	13	10	01	00	01
	Percentage	52	40	04	00	04
7	The college provides adequate opportunities and support to faculty members for upgrading their skills and qualifications.	10	13	01	01	00
	Percentage	40	52	04	04	00
8	The prescribed books are available in the Library in Sufficient numbers.	13	10	01	01	00
	Percentage	52	40	04	04	00
9	Infrastructural facilities, such as Staff rooms, class rooms and toilets are available in the College.	14	10	01	00	00
	Percentage	56	40	04	00	00
10	The administration is teacher friendly.	12	08	02	02	01
	Percentage	48	32	08	08	04

Teacher feedback Chart: - 2022-23



On an average 49.6 % Teachers are strongly agree, 42.4 % are agree, 4.4 % are neutral, 2.8 % are disagree and 0.8 % are strongly disagree with the current syllabus of the various programmes designed by the Savitribai Phule Pune University, Pune.



Principal

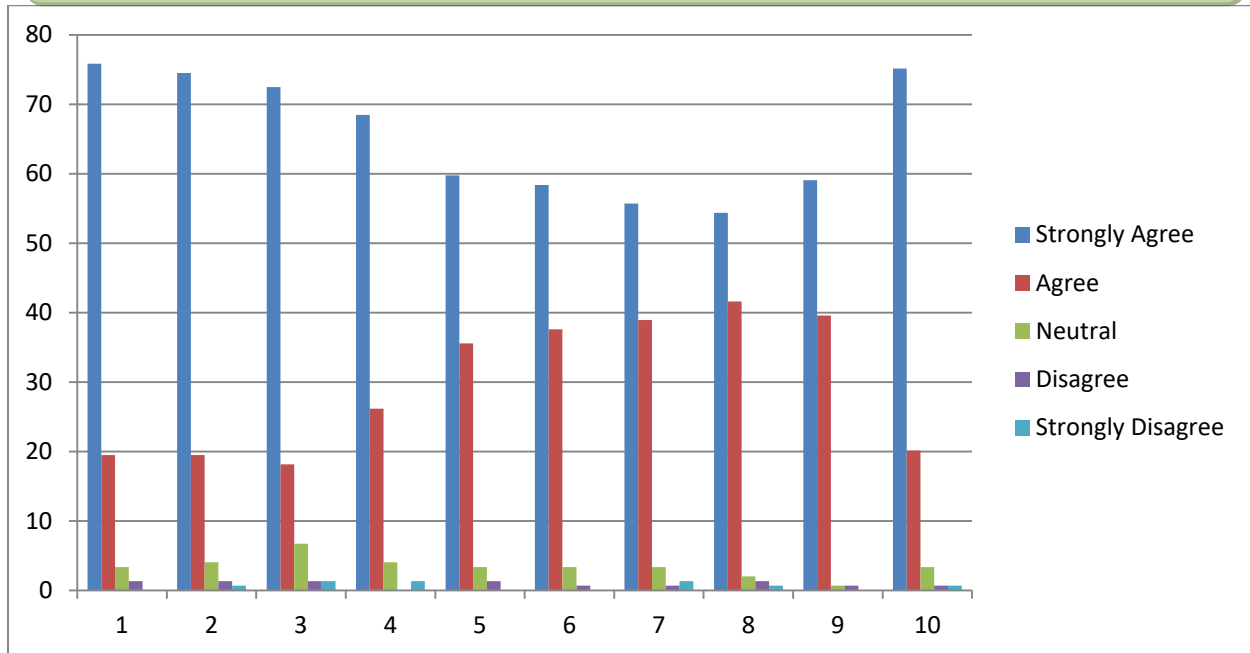
Ari's, Commerce & Science College
Alkuti, Tal. Parner, Dist. A'nagar

Alumni Feedback: 2022-23

Our alumni are valuable for us. They provide us the inputs regarding improvement in facilities and employability of our students. We appeal our alumni to provide there sincere feedback on curriculum. We have received total 149 alumni feedback on syllabus designed by Savitribai Phule Pune University Pune. Based on the comments of the alumni, the analysis is done as follows:

Que. No.	Evaluation Points	Response in %				
		Strongly Agree	Agree	Neutral	Disagree	Strongly Disagree
1	Need of syllabus updation.	113	29	05	02	00
	Percentage	75.83	19.46	3.35	1.34	00
2	Course curriculum intellectually stimulate you.	111	29	06	02	01
	Percentage	74.49	19.46	4.02	1.34	0.67
3	Course content is interesting.	108	27	10	02	02
	Percentage	72.48	18.12	6.71	1.34	1.34
4	Course curriculum fulfilling your expectations.	102	39	06	00	02
	Percentage	68.45	26.17	4.02	00	1.34
5	Programme help in developing your personality.	89	53	05	02	00
	Percentage	59.73	35.57	3.35	1.34	00
6	Courses meet contemporary requirements.	87	56	05	01	00
	Percentage	58.38	37.58	3.35	0.67	00
7	Reading material regarding curriculum is easily available.	83	58	05	01	02
	Percentage	55.70	38.92	3.35	0.67	1.34
8	Syllabus enhances employability	81	62	03	02	01
	Percentage	54.36	41.61	2.01	1.34	0.67
9	Infrastructure and Laboratory facilities available in the college.	88	59	01	01	00
	Percentage	59.06	39.59	0.67	0.67	00
10	Overall about teaching, administration and infrastructure facilities.	112	30	05	01	01
	Percentage	75.16	20.13	3.35	0.67	0.67

Alumni Feedback Chart:-2022-23



On an average 65.36 % Alumni are strongly agree, 29.66 % are agree, 3.41 % are neutral, 0.93 % are disagree and 0.60% are strongly disagree with the current syllabus of the various programmes designed by the Savitribai Phule Pune University, Pune.



Principal

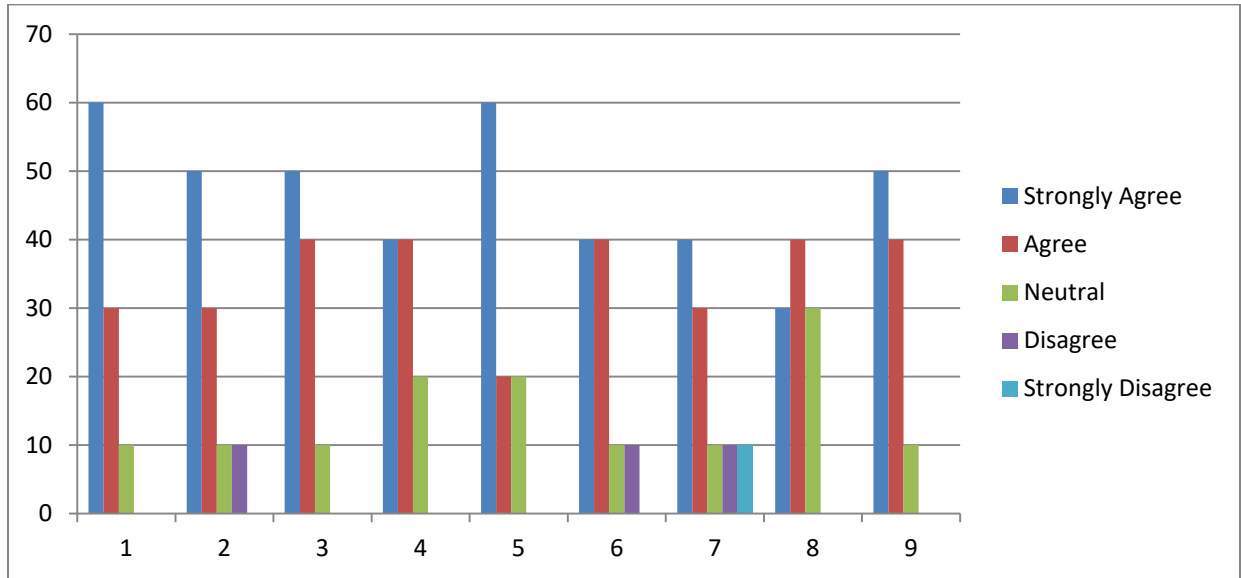
Art's, Commerce & Science College
Alkuti, Tal. Parner, Dist. A'nagar

Employer's feedback 2022-23

The responses received from the Employers are presented in below table for the year 2022-23

Que. No.	Evaluation Points	Response in %				
		Strongly Agree	Agree	Neutral	Disagree	Strongly Disagree
1	The course objectives are well defined and the modules are logically structured	06	03	01	00	00
	Percentage	60	30	10	00	00
2	The curriculum has good balance between theory and applications.	05	03	01	01	00
	Percentage	50	30	10	10	00
3	The curriculum has enough content for a student to acquire sufficient knowledge to secure a subject	05	04	01	00	00
	Percentage	50	40	10	00	00
4	The curriculum incorporates soft skills needed for employment	04	04	02	00	00
	Percentage	40	40	20	00	00
5	The syllabus has content for developing skills to handle problems at work place?	06	02	02	00	00
	Percentage	60	20	20	00	00
6	The curriculum creates interest among the students to pursue research in a particular area	04	04	01	01	00
	Percentage	40	40	10	10	00
7	The offered programme gives exposure through project/dissertation/in-plant training/field visit for real-life experiential Learning.	04	03	01	01	01
	Percentage	40	30	10	10	10
8	The curriculum provides scope for acquiring employable and entrepreneurship skills.	03	04	03	00	00
	Percentage	30	40	30	00	00
9	The curricular and co-curricular initiatives taken by the institute help the students to attain the required competency level.	05	04	01	00	00
	Percentage	50	40	10	00	00

Employer's feedback 2022-23



On an average 46.66 % Employers are strongly agree, 34.44 % are agree, 14.44% are neutral, 3.33 % are disagree and 1.11 % are strongly disagree with the current syllabus of the various programmers designed by the Savitribai Phule Pune University, Pune.



[Handwritten Signature]

Principal

Art's, Commerce & Science College
Alkuti, Tal. Parner, Dist. A'nagar



**Feedback
Analysis Report
2021-22**

Report of Analysis of Feedback on Curriculum Collected From Different Stakeholders

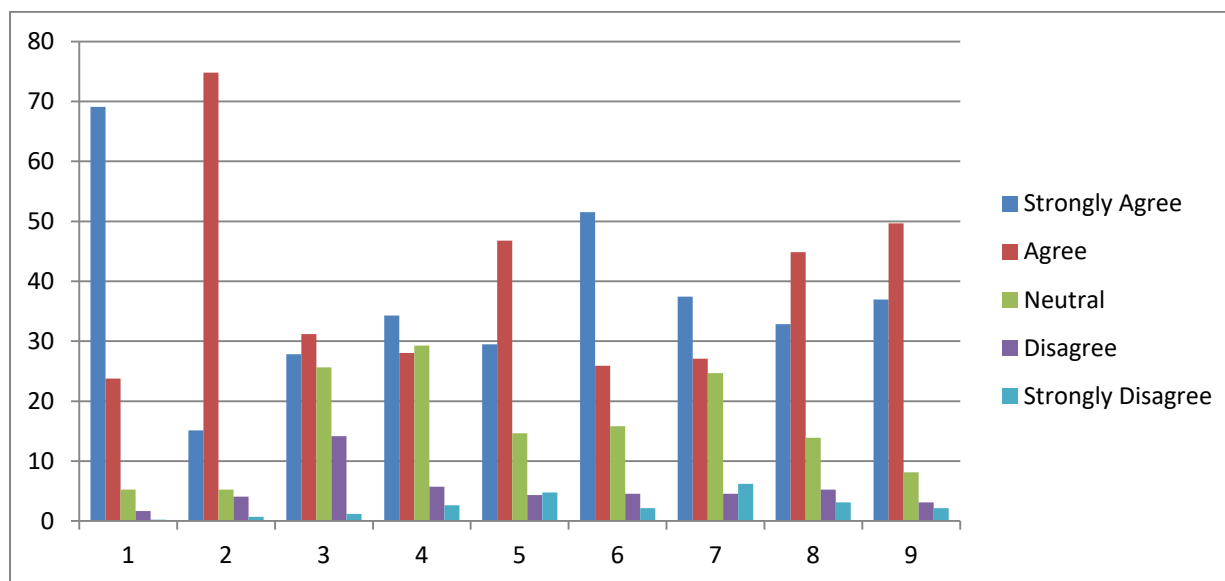
Academic Year: 2021-22

Students Feedback: 2021-22

The students are the most important stakeholders of Higher Education systems. We are collecting feedback from our students personally. We have designed a special feedback form on syllabus of the various programmes. There are 10 questions in the feedback form. The analysis of feedback forms is also done. We have received total 417 student's feedback. The analysis of student's feedback on syllabus is presented below.

Que. No.	Evaluation Points	Response in %				Strongly Disagree
		Strongly Agree	Agree	Neutral	Disagree	
1	Curriculum updated enough.	288	99	22	07	01
	Percentage	69.06	23.74	5.27	1.67	0.23
2	Curriculum content interesting.	63	312	22	17	3
	Percentage	15.10	74.82	5.27	4.07	0.71
3	Whether syllabus is carrier oriented?	116	130	107	59	05
	Percentage	27.81	31.17	25.65	14.14	1.19
4	The syllabus helps in my personal development.	143	117	122	24	11
	Percentage	34.29	28.05	29.25	5.75	2.63
5	The syllabus is useful in clearing the concepts of subjects.	123	195	61	18	20
	Percentage	29.49	46.76	14.62	4.31	4.79
6	Curriculum applicable in your daily life.	215	108	66	19	09
	Percentage	51.55	25.89	15.82	4.55	2.15
7	Curriculum is relevant for the solution of local problems.	156	113	103	19	26
	Percentage	37.41	27.09	24.70	4.55	6.23
8	Rate the size of syllabus in terms of load on the student?	137	187	58	22	13
	Percentage	32.85	44.84	13.90	5.27	3.11
9	The difficulty level of the syllabus is fair.	154	207	34	13	09
	Percentage	36.93	49.64	8.15	3.11	2.15

Students Feedback Chart: - 2021-22



On an average 37.16 % students are strongly agree, 39.11 % are agree, 15.84 % are neutral, 5.26 % are disagree and 2.57 % are strongly disagree with the current syllabus of the various programmes designed by the Savitribai Phule Pune University, Pune.



Reebz

Principal

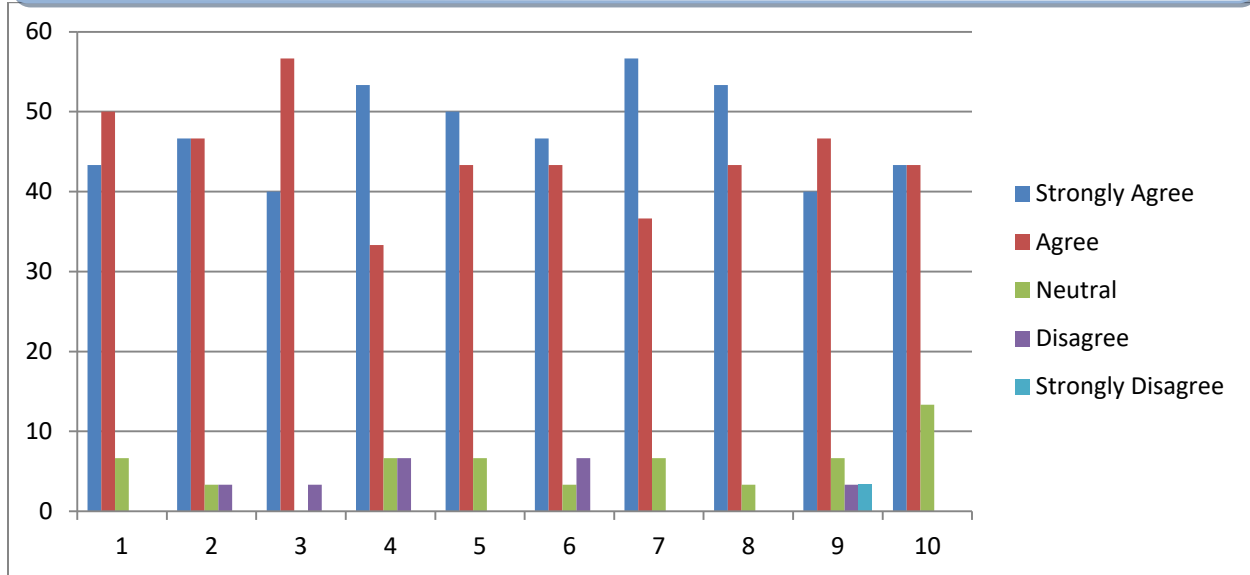
Art's, Commerce & Science College
Alkuti, Tal. Parner, Dist. A'nagar

Teacher feedback:-2021-22

We are collecting feedback from our faculty member personally. We have designed a special feedback form on curriculum development, subject review and infrastructure etc. There are 10 questions in the feedback form. Collection of feedback has been done from faculty member of three different faculties as (B.A., B.Com, and B.Sc.). The analysis of feedback form is also done. The analysis of teacher's feedback is presented below.

Que. No.	Evaluation Points	Response in %				
		Strongly Agree	Agree	Neutral	Disagree	Strongly Disagree
1	The course content fulfills the need of students.	13	15	02	00	00
	Percentage	43.33	50	6.66	00	00
2	The allocation of the credits to the course is appropriate	14	14	01	01	00
	Percentage	46.66	46.66	3.33	3.33	00
3	The courses/ Syllabi designed and taught have goodbalance between theory and application.	12	17	00	01	00
	Percentage	40	56.66	00	3.33	00
4	The timely coverage of syllabus is possible in the mentioned number of hours.	16	10	02	02	00
	Percentage	53.33	33.33	6.66	6.66	00
5	The units/sections in the syllabus are properly sequenced.	15	13	02	00	00
	Percentage	50	43.33	6.66	00	00
6	Tests and examinations are conducted well in timewith proper coverage of all units in the syllabus.	14	13	01	02	00
	Percentage	46.66	43.33	3.33	6.66	00
7	The college provides adequate opportunities andsupport to faculty members for upgrading their skillsand qualifications.	17	11	02	00	00
	Percentage	56.66	36.66	6.66	00	00
8	The prescribed books are available in the Library in Sufficient numbers.	16	13	01	00	00
	Percentage	53.33	43.33	3.33	00	00
9	Infrastructural facilities, such as Staff rooms, class rooms and toilets are available in the College.	12	14	02	01	01
	Percentage	40	46.66	6.66	3.33	3.33
10	The administration is teacher friendly.	13	13	04	00	00
	Percentage	43.33	43.33	13.33	00	00

Teacher feedback Chart:-2021-22



On an average 47.33 % Teachers are strongly agree, 44.32 % are agree, 5.66 % are neutral, 2.33 % are disagree and 0.33 % are strongly disagree with the current syllabus of the various programmes designed by the Savitribai Phule Pune University, Pune.



(Handwritten Signature)

Principal

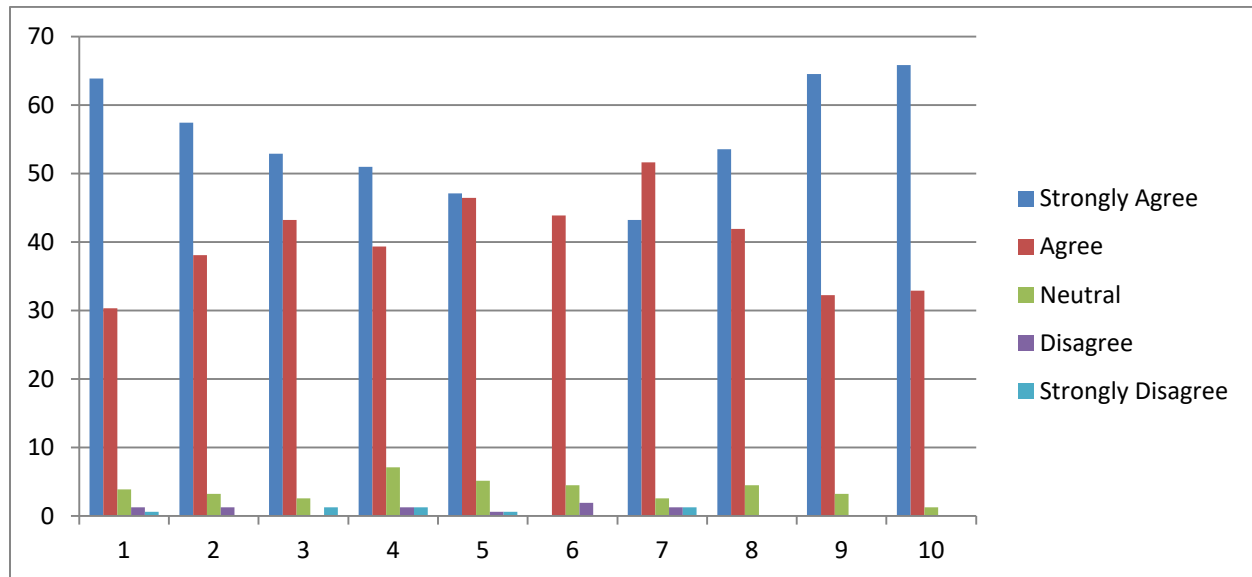
Art's, Commerce & Science College
Alkuti, Tal. Parner, Dist. A'nagar

Alumni Feedback: 2021-22

Our alumni are valuable for us. They provide us the inputs regarding improvement in facilities and employability of our students. We appeal our alumni to provide there sincere feedback on curriculum. We have received total 155 alumni feedback on syllabus designed by Savitribai Phule Pune University Pune. Based on the comments of the alumni, the analysis is done as follows:

Que. No.	Evaluation Points	Response in %				
		Strongly Agree	Agree	Neutral	Disagree	Strongly Disagree
1	Need of syllabus updation.	99	47	06	02	01
	Percentage	63.87	30.32	3.87	1.29	0.64
2	Course curriculum intellectually stimulate you.	89	59	05	02	00
	Percentage	57.41	38.06	3.22	1.29	00
3	Course content is interesting.	82	67	04	00	02
	Percentage	52.90	43.22	2.58	00	1.29
4	Course curriculum fulfilling your expectations.	79	61	11	02	02
	Percentage	50.96	39.35	7.09	1.29	1.29
5	Programme help in developing your personality.	73	72	08	01	01
	Percentage	47.09	46.45	5.16	0.64	0.64
6	Courses meet contemporary requirements.	77	68	07	03	00
	Percentage	49.67	43.87	4.51	1.93	00
7	Reading material regarding curriculum is easily available.	67	80	04	02	02
	Percentage	43.22	51.61	2.58	1.29	1.29
8	Syllabus enhances employability	83	65	07	00	00
	Percentage	53.54	41.93	4.51	00	00
9	Infrastructure and Laboratory facilities available in the college.	100	50	05	00	00
	Percentage	64.51	32.25	3.22	00	00
10	Overall about teaching, administration and infrastructure facilities.	102	51	02	00	00
	Percentage	65.80	32.90	1.29	00	00

Alumni Feedback Chart:-2021-22



On an average 54.89 % Alumni are strongly agree, 39.99 % are agree, 3.80 % are neutral, 0.77 % are disagree and 0.51 % are strongly disagree with the current syllabus of the various programmes designed by the Savitribai Phule Pune University, Pune.

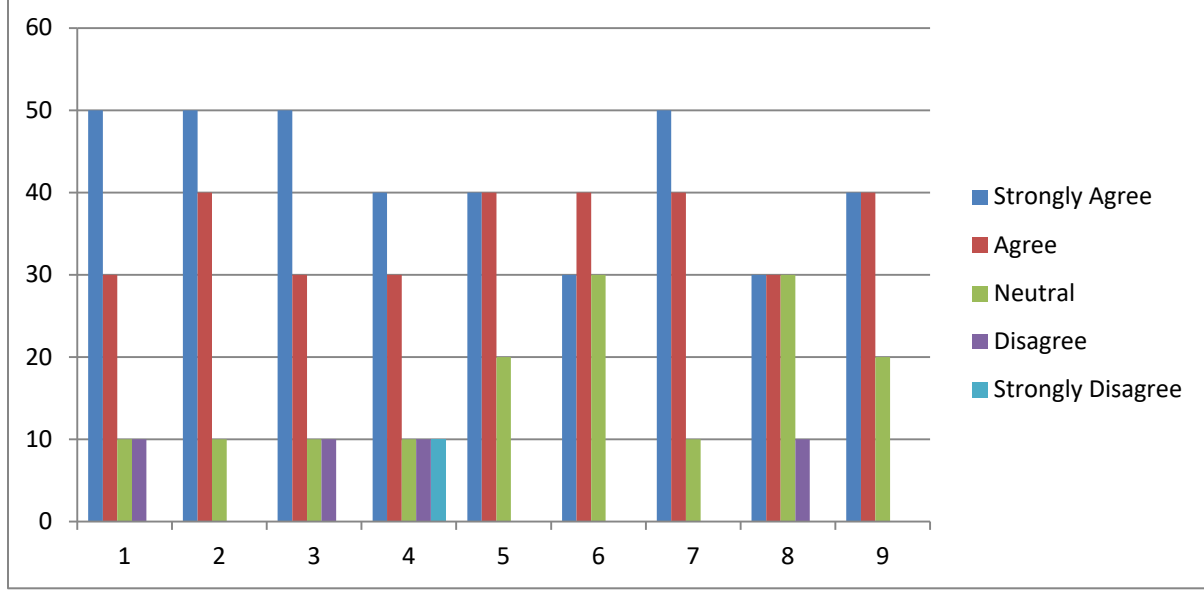



Principal
 Art's, Commerce & Science College
 Alkuti, Tal. Parner, Dist. A'nagar

Employer's feedback 2021-22

Que. No.	Evaluation Points	Response in %				
		Strongly Agree	Agree	Neutral	Disagree	Strongly Disagree
1	The course objectives are well defined and the modules are logically structured	05	03	01	01	00
	Percentage	50	30	10	10	00
2	The curriculum has good balance between theory and applications.	05	04	01	00	00
	Percentage	50	40	10	00	00
3	The curriculum has enough content for a student to acquire sufficient knowledge to secure a subject	05	03	01	01	00
	Percentage	50	30	10	10	00
4	The curriculum incorporates soft skills needed for employment	04	03	01	01	01
	Percentage	40	30	10	10	10
5	The syllabus has content for developing skills to handle problems at work place?	04	04	02	00	00
	Percentage	40	40	20	00	00
6	The curriculum creates interest among the students to pursue research in a particular area	03	04	03	00	00
	Percentage	30	40	30	00	00
7	The offered programme gives exposure through project/dissertation/in-plant training/field visit for real-life experiential Learning.	05	04	01	00	00
	Percentage	50	40	10	00	00
8	The curriculum provides scope for acquiring employable and entrepreneurship skills.	03	03	03	01	00
	Percentage	30	30	30	10	00
9	The curricular and co-curricular initiatives taken by the institute help the students to attain the required competency level.	04	04	02	00	00
	Percentage	40	40	20	00	00

Employer's feedback Chart:-2021-22



On an average 42.22 % Employers are strongly agree, 35.55 % are agree, 16.66 % are neutral, 4.44 % are disagree and 1.11 % are strongly disagree with the current syllabus of the various programmes designed by the Savitribai Phule Pune University, Pune.




Principal
 Ari's, Commerce & Science College
 Alkuti, Tal. Parner, Dist. A'nagar

Report of Analysis of Feedback on Curriculum Collected From Different Stakeholders

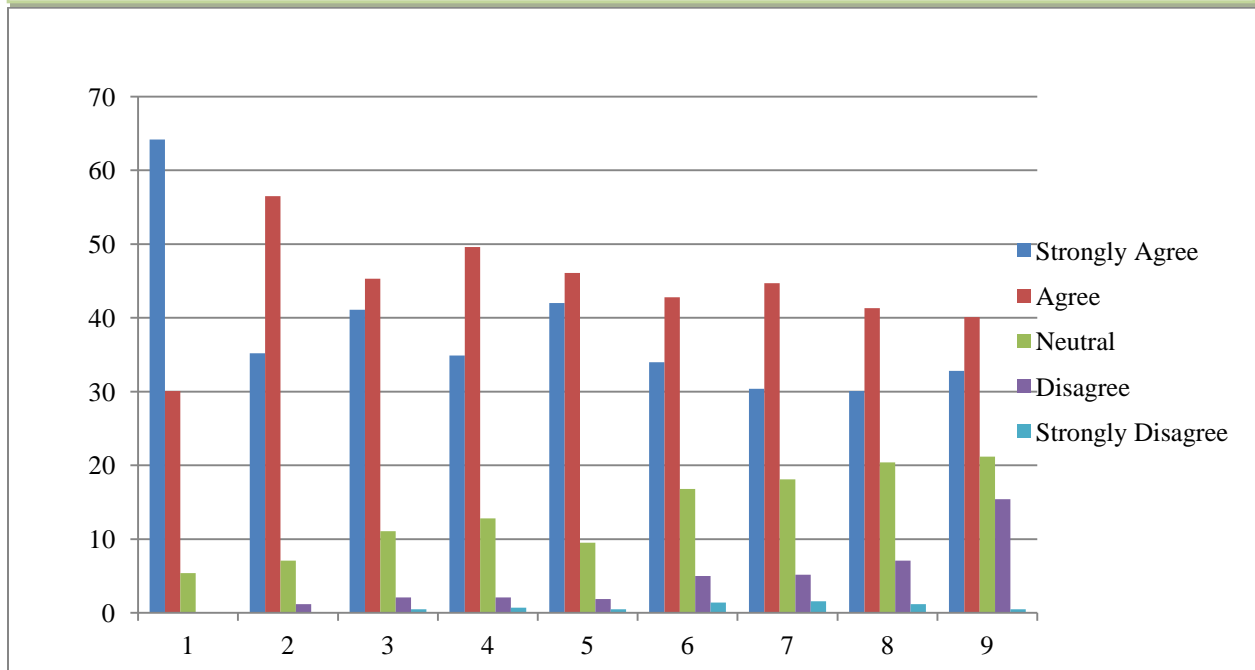
Academic Year: 2020-21

Students Feedback: 2020-21

The students are the most important stakeholders of Higher Education systems. We are collecting from our students personally feedback. We have designed a special feedback form on syllabus of the various programmes. There are 10 questions in the feedback form. The analysis of feedback forms is also done. We have received total 579 student's feedback. The analysis of student's feedback on syllabus is presented below.

Que. No.	Evaluation Points	Response in %				Strongly Disagree
		Strongly Agree	Agree	Neutral	Disagree	
1	Curriculum updated enough.	372	174	31	02	00
	Percentage	64.2	30.1	5.4	0.3	00
2	Curriculum content interesting.	204	327	41	07	00
	Percentage	35.2	56.5	7.1	1.2	00
3	Whether syllabus is carrier oriented?	238	262	64	12	03
	Percentage	41.1	45.3	11.1	2.1	0.5
4	The syllabus helps in my personal development.	202	287	74	12	04
	Percentage	34.9	49.6	12.8	2.1	0.7
5	The syllabus is useful in clearing the concepts of subjects.	243	267	55	11	3
	Percentage	42	46.1	9.5	1.9	0.5
6	Curriculum applicable in your daily life.	197	248	97	29	08
	Percentage	34	42.8	16.8	5	1.4
7	Curriculum is relevant for the solution of local problems.	176	259	105	30	09
	Percentage	30.4	44.7	18.1	5.2	1.6
8	Rate the size of syllabus in terms of load on the student?	174	239	118	41	07
	Percentage	30.1	41.3	20.4	7.1	1.2
9	The difficulty level of the syllabus is fair.	190	232	123	31	03
	Percentage	32.8	40.1	21.2	5.4	0.5

Students Feedback Chart:-2020-21



On an average 38.3 % students are strongly agree, 44.04 % are agree, 13.6 % are neutral, 3.35 % are disagree and 0.71 % are strongly disagree with the current syllabus of the various programmes designed by the Savitribai Phule Pune University, Pune.



(Handwritten Signature)

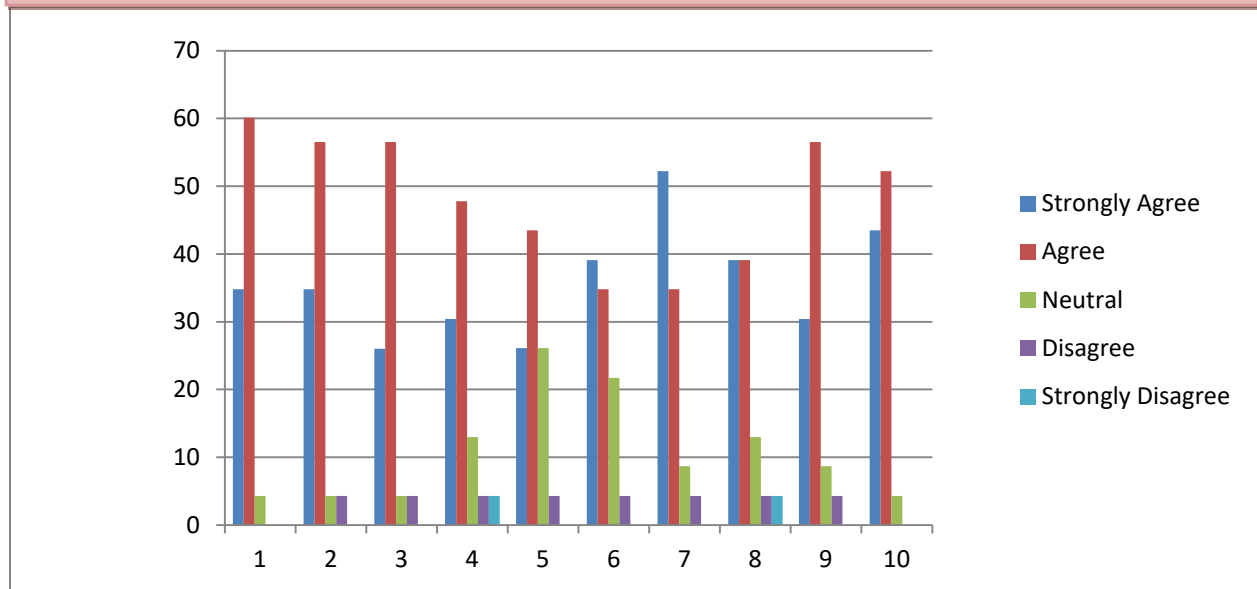
Principal
Art's, Commerce & Science College
Alkuti, Tal. Parner, Dist. A'nagar

Teacher feedback: 2020-21

We are collecting feedback from our faculty member personally. We have designed a special feedback form on curriculum development, subject review and infrastructure etc. There are 10 questions in the feedback form. Collection of feedback has been done from faculty member of three different faculties as (B.A., B.Com, and B.Sc.). The analysis of feedback form is also done. The analysis of teacher's feedback is presented below.

Que. No.	Evaluation Points	Response in %				
		Strongly Agree	Agree	Neutral	Disagree	Strongly Disagree
1	The course content fulfills the need of students.	08	14	01	00	00
	Percentage	34.8	60.9	4.3	00	00
2	The allocation of the credits to the course is appropriate	08	13	01	01	00
	Percentage	34.8	56.5	4.3	4.3	00
3	The courses/ Syllabi designed and taught have goodbalance between theory and application.	06	13	03	01	00
	Percentage	26.1	56.5	13	4.3	00
4	The timely coverage of syllabus is possible in the mentioned number of hours.	07	11	03	01	01
	Percentage	30.4	47.8	13	4.3	4.3
5	The units/sections in the syllabus are properly sequenced.	06	10	06	01	00
	Percentage	26.1	43.5	26.1	4.3	00
6	Tests and examinations are conducted well in timewith proper coverage of all units in the syllabus.	09	08	05	01	00
	Percentage	39.1	34.8	21.7	4.3	00
7	The college provides adequate opportunities andsupport to faculty members for upgrading their skillsand qualifications.	12	08	02	01	00
	Percentage	52.2	34.8	8.7	4.3	00
8	The prescribed books are available in the Library inSufficient numbers.	09	09	03	01	01
	Percentage	39.1	39.1	13	4.3	4.3
9	Infrastructural facilities, such as Staff rooms, class rooms and toilets are available in the College.	07	13	02	01	00
	Percentage	30.4	56.5	8.7	4.3	00
10	The administration isteacher friendly.	10	12	01	00	00
	Percentage	43.5	52.2	4.3	00	00

Teacher feedback Chart:-2020-21



On an average 35.65% Teachers are strongly agree, 48.26 % are agree, 11.71 % are neutral, 3.44 % are disagree and 0.86 % are strongly disagree with the current syllabus of the various programmes designed by the Savitribai Phule Pune University, Pune.



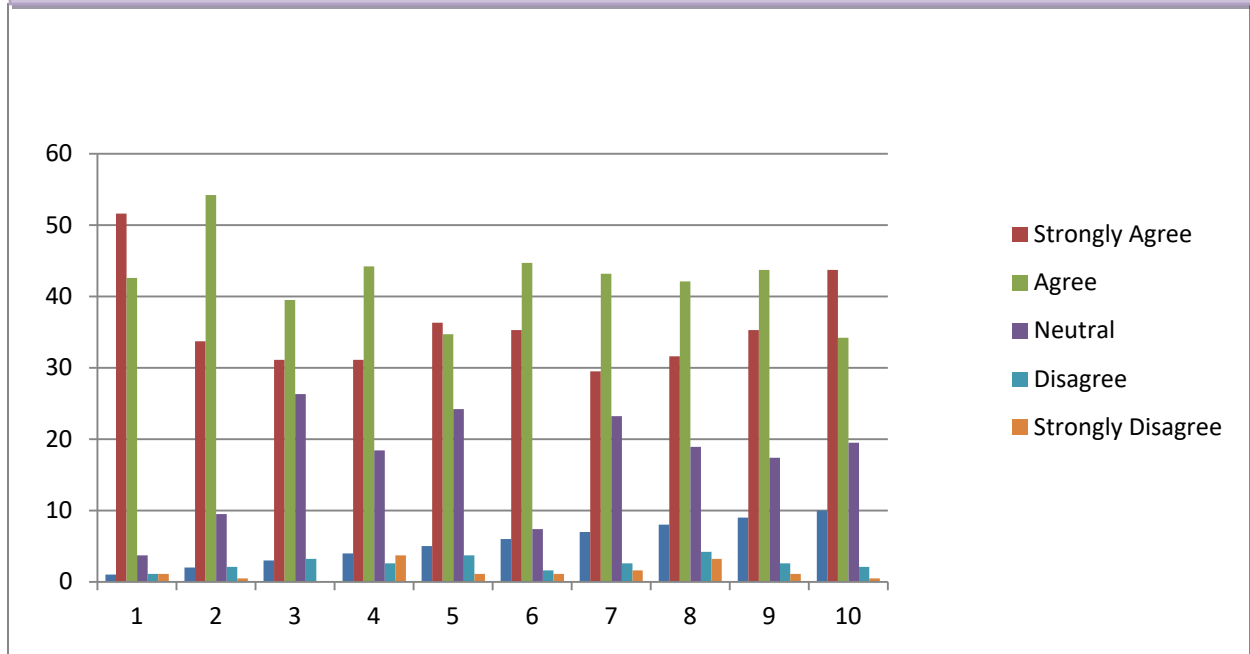

Principal
 Art's, Commerce & Science College
 Alkuti, Tal. Parner, Dist. A'nagar

Alumni Feedback: 2020-21

Our alumni are valuable for us. They provide us the inputs regarding improvement in facilities and employability of our students. We appeal our alumni to provide their sincere feedback on curriculum. We have received total 190 alumni feedback on syllabus designed by Savitribai Phule Pune University Pune. Based on the comments of the alumni, the analysis is done as follows:

Que. No.	Evaluation Points	Response in %				
		Strongly Agree	Agree	Neutral	Disagree	Strongly Disagree
1	Need of syllabus updation.	98	81	07	02	02
	Percentage	51.6	42.6	3.7	1.1	1.1
2	Course curriculum intellectually stimulate you.	64	103	18	04	01
	Percentage	33.7	54.2	9.5	2.1	0.5
3	Course content is interesting.	59	75	50	06	00
	Percentage	31.1	39.5	26.3	3.2	00
4	Course curriculum fulfilling your expectations.	59	84	35	05	07
	Percentage	31.1	44.2	18.4	2.6	3.7
5	Programme help in developing your personality.	69	66	46	07	02
	Percentage	36.3	34.7	24.2	3.7	1.1
6	Courses meet contemporary requirements.	67	85	33	03	02
	Percentage	35.3	44.7	17.4	1.6	1.1
7	Reading material regarding curriculum is easily available.	56	82	44	05	03
	Percentage	29.5	43.2	23.2	2.6	1.6
8	Syllabus enhances employability	60	80	36	08	06
	Percentage	31.6	42.1	18.9	4.2	3.2
9	Infrastructure and Laboratory facilities available in the college.	67	83	33	05	02
	Percentage	35.3	43.7	17.4	2.6	1.1
10	Overall about teaching, administration and infrastructure facilities.	83	65	37	4	1
	Percentage	43.7	34.2	19.5	2.1	0.5

Alumni Feedback Chart:-2020-21



On an average 35.92 % Alumni are strongly agree, 42.31 % are agree, 17.80 % are neutral, 2.58 % are disagree and 1.39 % are strongly disagree with the current syllabus of the various programmes designed by the Savitribai Phule Pune University, Pune.

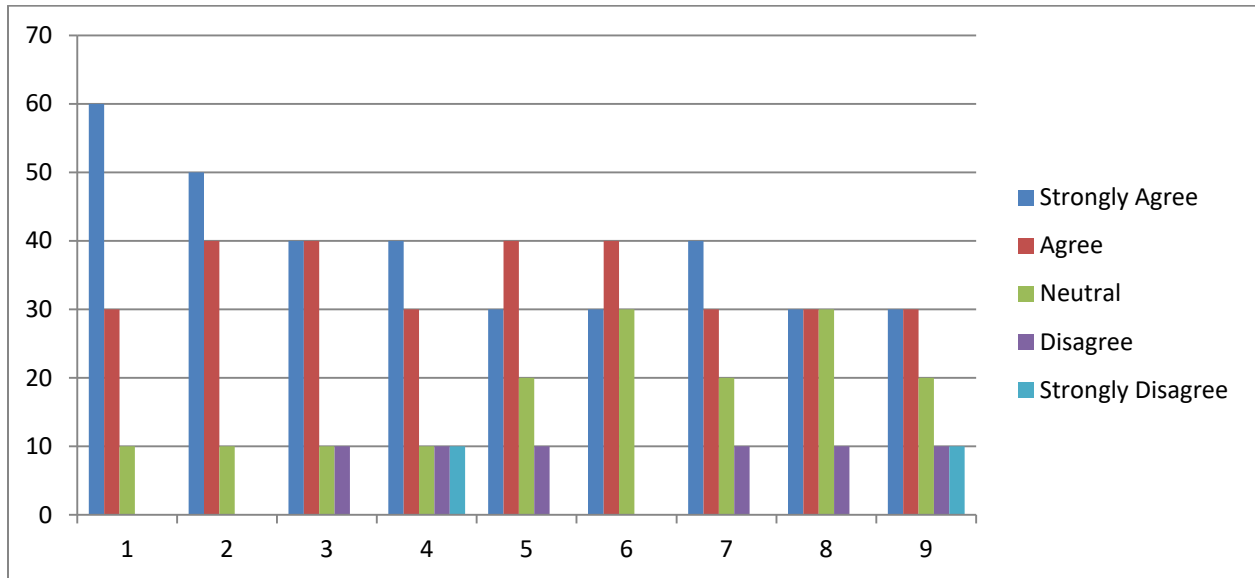



Principal
 Art's, Commerce & Science College
 Alkuti, Tal. Parner, Dist. A'nagar

Employer's feedback 2020-21

Que. No.	Evaluation Points	Response in %				
		Strongly Agree	Agree	Neutral	Disagree	Strongly Disagree
1	The course objectives are well defined and the modules are logically structured	06	03	01	00	00
	Percentage	60	30	10	00	00
2	The curriculum has good balance between theory and applications.	05	04	01	00	00
	Percentage	50	40	10	00	00
3	The curriculum has enough content for a student to acquire sufficient knowledge to secure a subject	04	04	01	01	00
	Percentage	40	40	10	10	00
4	The curriculum incorporates soft skills needed for employment	04	03	01	01	01
	Percentage	40	30	10	10	10
5	The syllabus has content for developing skills to handle problems at work place?	03	04	02	01	00
	Percentage	30	40	20	10	00
6	The curriculum creates interest among the students to pursue research in a particular area	03	04	03	00	00
	Percentage	30	40	30	00	00
7	The offered programme gives exposure through project/dissertation/in-plant training/field visit for real-life experiential Learning.	04	03	02	01	00
	Percentage	40	30	20	10	00
8	The curriculum provides scope for acquiring employable and entrepreneurship skills.	03	03	03	01	00
	Percentage	30	30	30	10	00
9	The curricular and co-curricular initiatives taken by the institute help the students to attain the required competency level.	03	03	02	01	01
	Percentage	30	30	20	10	10

Employer's feedback Chart:-2020-21



On an average 38.88 % Employers are strongly agree, 34.44% are agree, 17.77 % are neutral, 6.66 % are disagree and 2.22 % are strongly disagree with the current syllabus of the various programmes designed by the Savitribai Phule Pune University, Pune.




Principal
 Art's, Commerce & Science College
 Alkuti, Tal. Parner, Dist. A'nagar

Report of Analysis of Feedback on Curriculum Collected From Different Stakeholders

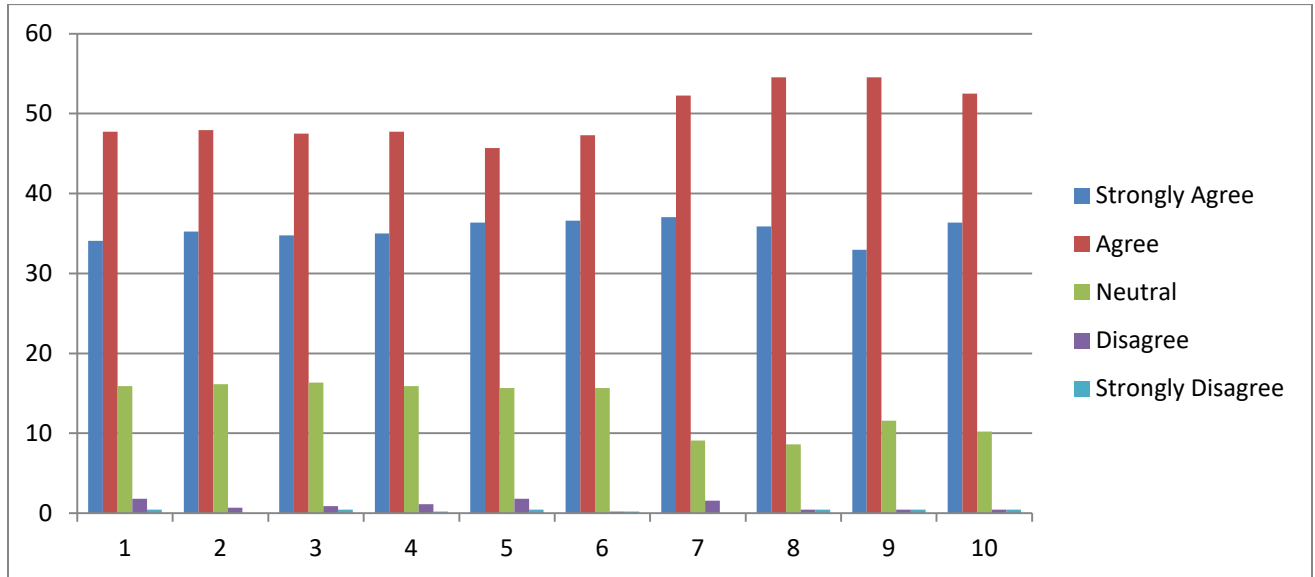
Academic Year: 2019-20

Students Feedback: 2019-20

The students are the most important stakeholders of Higher Education systems. We are collecting feedback from our students personally. We have designed a special feedback form on syllabus of the various programmes. There are 10 questions in the feedback form. The analysis of feedback forms is also done. We have received total 440 student's feedback. The analysis of student's feedback on syllabus is presented below.

Que. No.	Evaluation Points	Response in %				
		Strongly Agree	Agree	Neutral	Disagree	Strongly Disagree
1	Curriculum updated enough.	150	210	70	08	02
	Percentage	34.09	47.72	15.90	1.81	0.45
2	Curriculum content interesting.	155	211	71	03	00
	Percentage	35.22	47.95	16.13	0.68	00
3	Whether syllabus is carrier oriented?	153	209	72	04	02
	Percentage	34.77	47.5	16.36	0.90	0.45
4	The syllabus helps in my personal development.	154	210	70	05	01
	Percentage	35	47.72	15.90	1.13	0.22
5	The syllabus is useful in clearing the concepts of subjects.	160	201	69	08	02
	Percentage	36.36	45.68	15.68	1.81	0.45
6	Curriculum applicable in your daily life.	161	208	69	01	01
	Percentage	36.59	47.27	15.68	0.22	0.22
7	Curriculum is relevant for the solution of local problems.	163	230	40	07	00
	Percentage	37.04	52.27	9.09	1.59	00
8	Rate the size of syllabus in terms of load on the student?	158	240	38	02	02
	Percentage	35.90	54.54	8.63	0.45	0.45
9	The difficulty level of the syllabus is fair.	145	240	51	02	02
	Percentage	32.95	54.54	11.59	0.45	0.45
10	Overall rating about syllabus	160	231	45	02	02
	Percentage	36.36	52.5	10.22	0.45	0.45

Students Feedback Chart: 2019-20



On an average 35.42 % students are strongly agree, 49.76 % are agree, 13.51 % are neutral, 0.94% are disagree and 0.31 % are strongly disagree with the current syllabus of the various programmes designed by the Savitribai Phule Pune University, Pune.



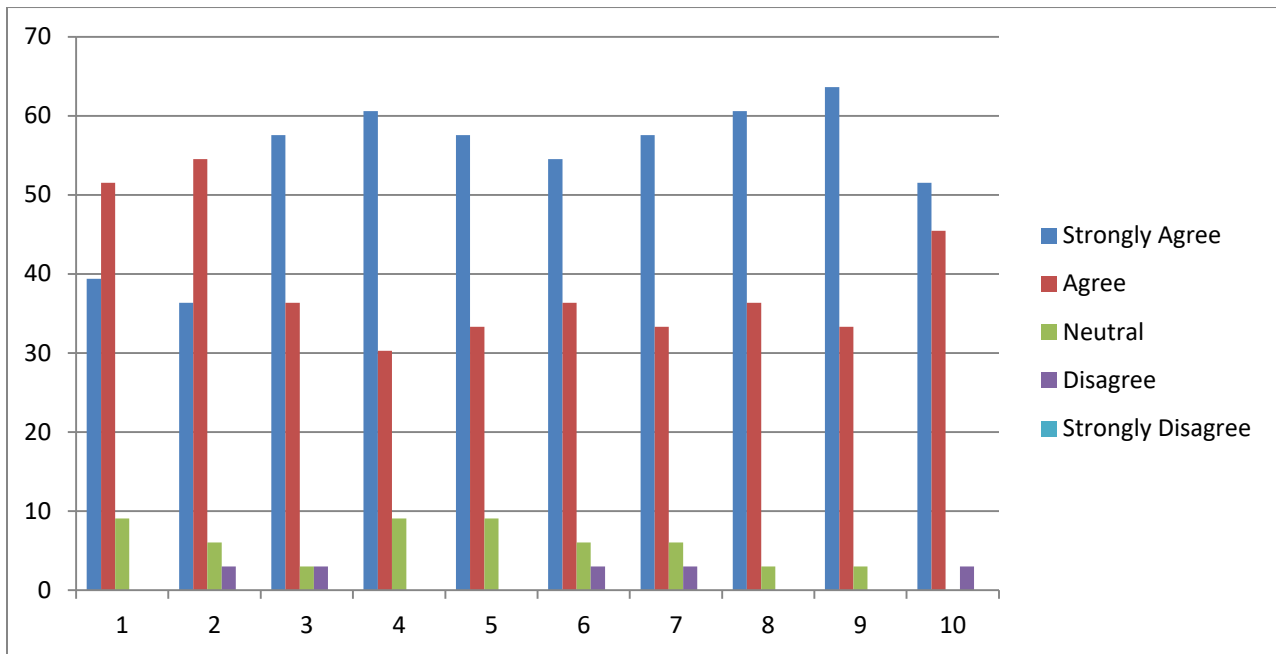

Principal
 Art's, Commerce & Science College
 Alkuti, Tal. Parner, Dist. A'nagar

Teacher feedback: 2019-20

We are collecting feedback from our faculty member personally. We have designed a special feedback form on curriculum development, subject review and infrastructure etc. There are 10 questions in the feedback form. Collection of feedback has been done from faculty member of three different faculties as (B.A., B.Com, and B.Sc.). The analysis of feedback form is also done. The analysis of teacher's feedback is presented below.

Que. No.	Evaluation Points	Response in %				
		Strongly Agree	Agree	Neutral	Disagree	Strongly Disagree
1	The course content fulfills the need of students.	13	17	03	00	00
	Percentage	39.39	51.51	9.09	00	00
2	The allocation of the credits to the course is appropriate	12	18	02	01	00
	Percentage	36.36	54.54	6.06	3.03	00
3	The courses/ Syllabi designed and taught have good balance between theory and application.	19	12	01	01	00
	Percentage	57.57	36.36	3.03	3.03	00
4	The timely coverage of syllabus is possible in the mentioned number of hours.	20	10	03	00	00
	Percentage	60.60	30.30	9.09	00	00
5	The units/sections in the syllabus are properly sequenced.	19	11	03	00	00
	Percentage	57.57	33.33	9.09	00	00
6	Tests and examinations are conducted well in time with proper coverage of all units in the syllabus.	18	12	02	01	00
	Percentage	54.54	36.36	6.06	3.03	00
7	The college provides adequate opportunities and support to faculty members for upgrading their skills and qualifications.	19	11	02	01	00
	Percentage	57.57	33.33	6.06	3.03	00
8	The prescribed books are available in the Library in sufficient numbers.	20	12	01	00	00
	Percentage	60.60	36.36	3.03	00	00
9	Infrastructural facilities, such as Staff rooms, class rooms and toilets are available in the College.	21	11	01	00	00
	Percentage	63.63	33.33	3.03	00	00
10	The administration is teacher friendly.	17	15	00	01	00
	Percentage	51.51	45.45	00	3.03	00

Teacher feedback Chart: 2019-20



On an average 53.93 % Teachers are strongly agree, 39.08 % are agree, 5.45 % are neutral, 1.51 % are disagree and 00 % are strongly disagree with the current syllabus of the various programmes designed by the Savitribai Phule Pune University, Pune.



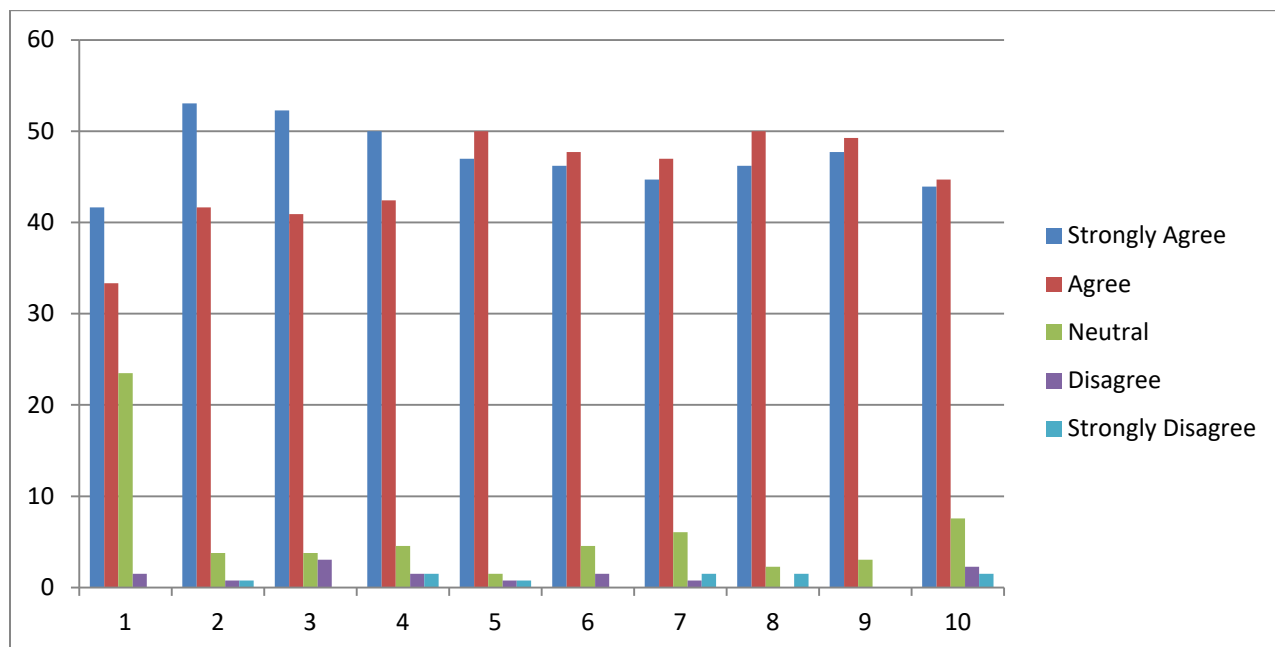

Principal
 Art's, Commerce & Science College
 Alkuti, Tal. Parner, Dist. A'nagar

Alumni Feedback: 2019-20

Our alumni are valuable for us. They provide us the inputs regarding improvement in facilities and employability of our students. We appeal our alumni to provide their sincere feedback on curriculum. We have received total 132 alumni feedback on syllabus designed by Savitribai Phule Pune University Pune. Based on the comments of the alumni, the analysis is done as follows:

Que. No.	Evaluation Points	Response in %				
		Strongly Agree	Agree	Neutral	Disagree	Strongly Disagree
1	Need of syllabus updation.	55	44	31	02	00
	Percentage	41.66	33.33	23.48	1.51	00
2	Course curriculum intellectually stimulate you.	70	55	05	01	01
	Percentage	53.03	41.66	3.78	0.75	0.75
3	Course content is interesting.	69	54	05	04	00
	Percentage	52.27	40.90	3.78	3.03	00
4	Course curriculum fulfilling your expectations.	66	56	06	02	02
	Percentage	50	42.42	4.54	1.51	1.51
5	Programme help in developing your personality.	62	66	02	01	01
	Percentage	46.96	50	1.51	0.75	0.75
6	Courses meet contemporary requirements.	61	63	06	02	00
	Percentage	46.21	47.72	4.54	1.51	00
7	Reading material regarding curriculum is easily available.	59	62	08	01	02
	Percentage	44.69	46.96	6.06	0.75	1.51
8	Syllabus enhances employability	61	66	03	00	02
	Percentage	46.21	50	2.27	00	1.51
9	Infrastructure and Laboratory facilities available in the college.	63	65	04	00	00
	Percentage	47.72	49.24	3.03	00	00
10	Overall about teaching, administration and infrastructure facilities.	58	59	10	03	02
	Percentage	43.93	44.69	7.57	2.27	1.51

Alumni Feedback Chart: 2019-20



On an average 47.26 % Alumni are strongly agree, 44.69 % are agree, 6.05 % are neutral, 1.2 % are disagree and 0.75 % are strongly disagree with the current syllabus of the various programmes designed by the Savitribai Phule Pune University, Pune.

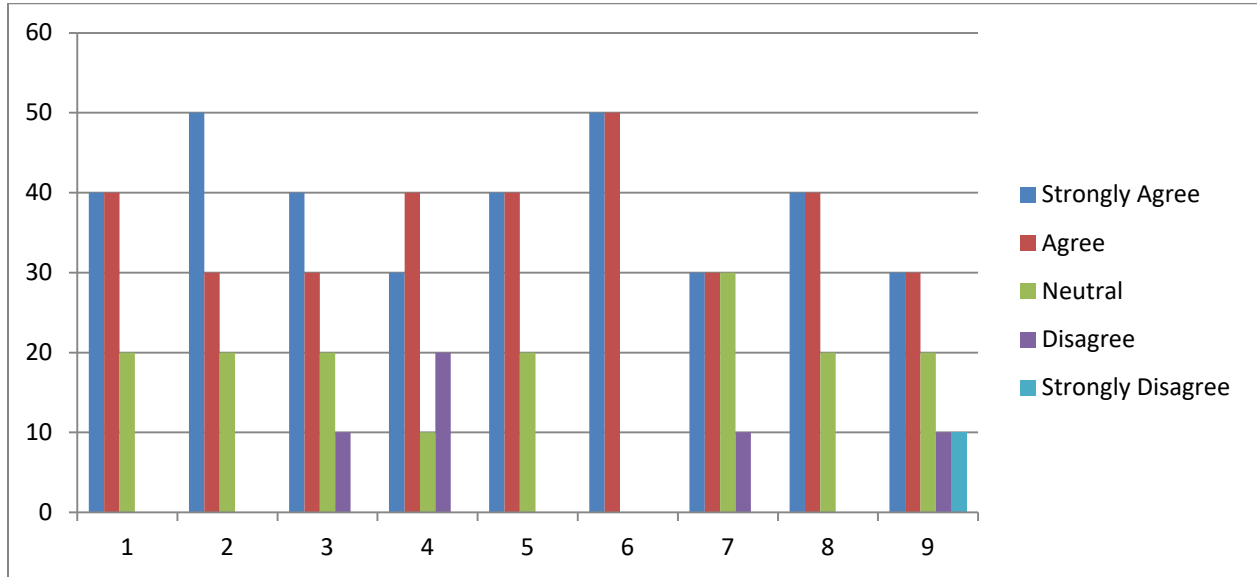



Principal
 Art's, Commerce & Science College
 Alkuti, Tal. Parner, Dist. A'nagar

Employer's feedback 2019-20

Que. No.	Evaluation Points	Response in %				
		Strongly Agree	Agree	Neutral	Disagree	Strongly Disagree
1	The course objectives are well defined and the modules are logically structured	04	04	02	00	00
	Percentage	40	40	20	00	00
2	The curriculum has good balance between theory and applications.	05	03	02	00	00
	Percentage	50	30	20	00	00
3	The curriculum has enough content for a student to acquire sufficient knowledge to secure a subject	04	03	02	01	00
	Percentage	40	30	20	10	00
4	The curriculum incorporates soft skills needed for employment	03	04	01	02	00
	Percentage	30	40	10	20	00
5	The syllabus has content for developing skills to handle problems at work place?	04	04	02	00	00
	Percentage	40	40	20	00	00
6	The curriculum creates interest among the students to pursue research in a particular area	05	05	00	00	00
	Percentage	50	50	00	00	00
7	The offered programme gives exposure through project/dissertation/in-plant training/field visit for real-life experiential Learning.	03	03	03	01	00
	Percentage	30	30	30	10	00
8	The curriculum provides scope for acquiring employable and entrepreneurship skills.	04	04	02	00	00
	Percentage	40	40	20	00	00
9	The curricular and co-curricular initiatives taken by the institute help the students to attain the required competency level.	03	03	02	01	01
	Percentage	30	30	20	10	10

Employer's feedback Chart:-2019-20



On an average 38.88 % Employers are strongly agree, 36.66 % are agree, 17.77 % are neutral, 5.55 % are disagree and 1.11 % are strongly disagree with the current syllabus of the various programmes designed by the Savitribai Phule Pune University, Pune.




Principal
 Art's, Commerce & Science College
 Alkuti, Tal. Parner, Dist. A'nagar

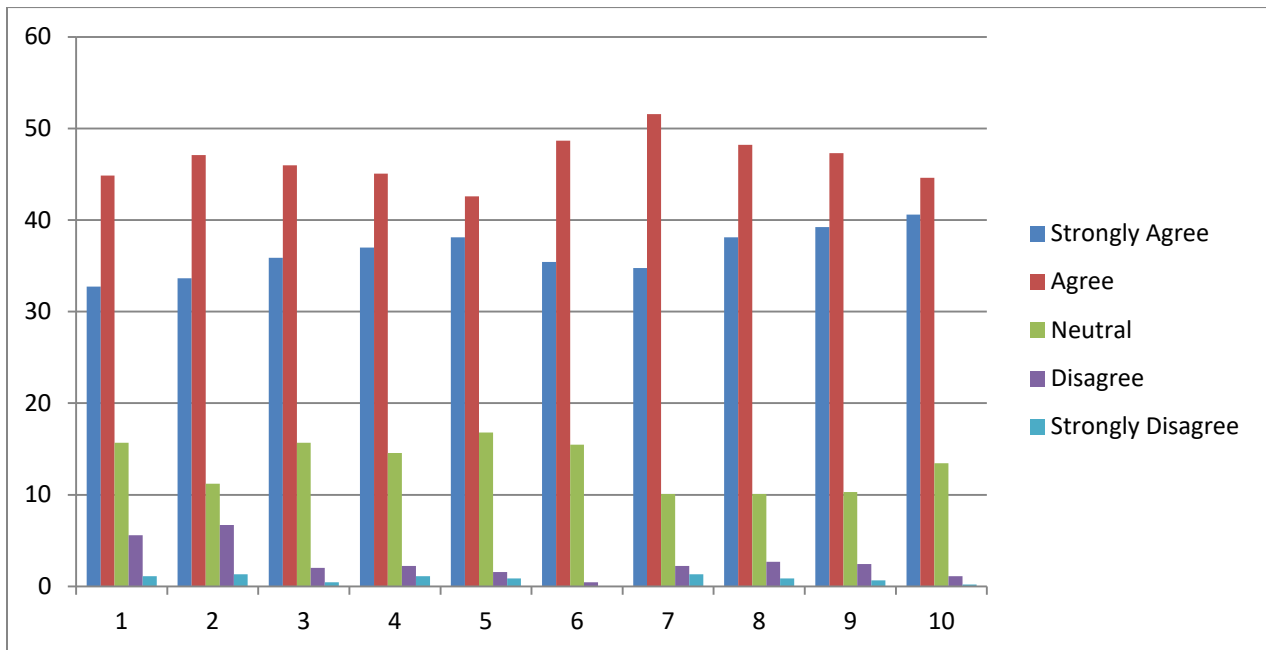
Report of Analysis of Feedback on Curriculum Collected From Different Stakeholders

Students Feedback: 2018-19

The students are the most important stakeholders of Higher Education systems. We are collecting personally feedback from our students. We have designed a special feedback form on syllabus of the various programmes. There are 10 questions in the feedback form. The analysis of feedback forms is also done. We have received total 446 student's feedback. The analysis of student's feedback on syllabus is presented below.

Que. No.	Evaluation Points	Response in %				Strongly Disagree
		Strongly Agree	Agree	Neutral	Disagree	
1	Curriculum updated enough.	146	200	70	25	05
	Percentage	32.73	44.84	15.69	5.60	1.12
2	Curriculum content interesting.	150	210	50	30	06
	Percentage	33.63	47.08	11.21	6.72	1.34
3	Whether syllabus is carrier oriented?	160	205	70	09	02
	Percentage	35.87	45.96	15.69	2.01	0.44
4	The syllabus helps in my personal development.	165	201	65	10	05
	Percentage	36.99	45.06	14.57	2.24	1.12
5	The syllabus is useful in clearing the concepts of subjects.	170	190	75	07	04
	Percentage	38.11	42.60	16.81	1.56	0.89
6	Curriculum applicable in your daily life.	158	217	69	02	00
	Percentage	35.42	48.65	15.47	0.44	0.00
7	Curriculum is relevant for the solution of local problems.	155	230	45	10	06
	Percentage	34.75	51.56	10.08	2.24	1.34
8	Rate the size of syllabus in terms of load on the student?	170	215	45	12	04
	Percentage	38.11	48.20	10.08	2.69	0.89
9	The difficulty level of the syllabus is fair.	175	211	46	11	03
	Percentage	39.23	47.30	10.31	2.46	0.67
10	Overall rating about syllabus	181	199	60	05	01
	Percentage	40.58	44.61	13.45	1.12	0.22

Students Feedback Chart:-2018-19



On an average 36.54 % students are strongly agree, 46.58 % are agree,13.33 % are neutral, 2.70 % are disagree and 0.80% are strongly disagree with the current syllabus of the various programmes designed by the Savitribai Phule Pune University, Pune.



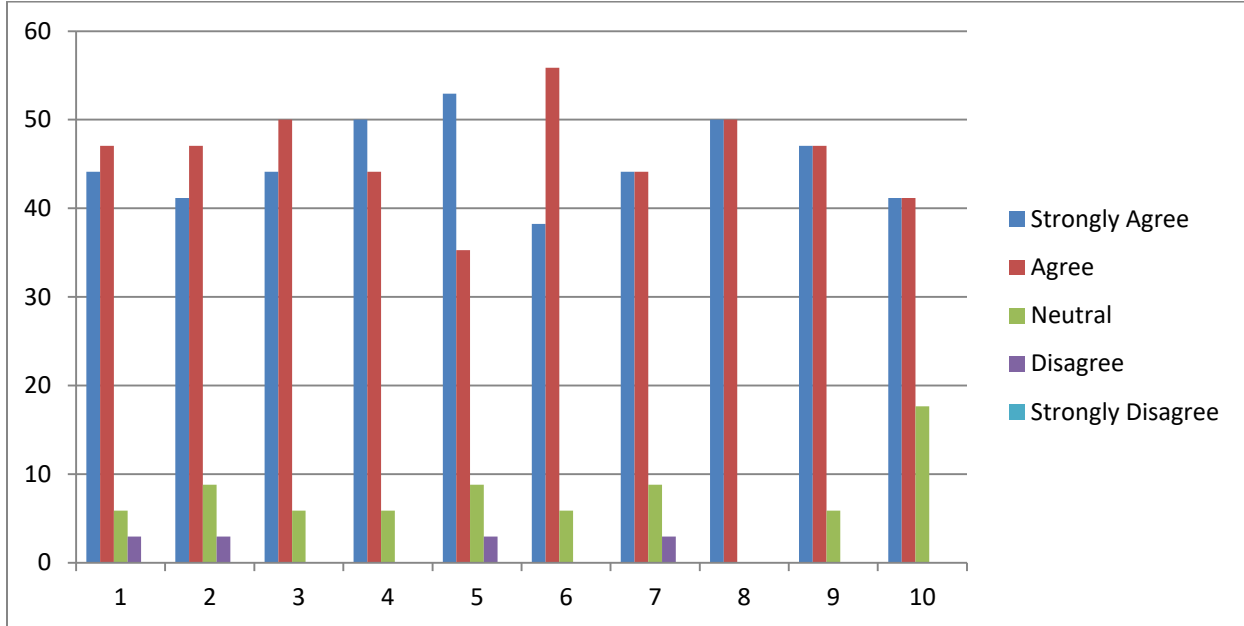

Principal
 Art's, Commerce & Science College
 Alkuti, Tal. Parner, Dist. A'nagar

Teacher feedback: 2018-19

We are collecting feedback from our faculty member personally. We have designed a special feedback form on curriculum development, subject review and infrastructure etc. There are 10 questions in the feedback form. Collection of feedback has been done from faculty member of three different faculties as (B.A., B.Com, and B.Sc.). The analysis of feedback form is also done. The analysis of teacher's feedback is presented below.

Que. No.	Evaluation Points	Response in %				
		Strongly Agree	Agree	Neutral	Disagree	Strongly Disagree
1	The course content fulfills the need of students.	15	16	02	01	00
	Percentage	44.11	47.05	5.88	2.94	00
2	The allocation of the credits to the course is appropriate	14	16	03	01	00
	Percentage	41.17	47.05	8.82	2.94	00
3	The courses/ Syllabi designed and taught have goodbalance between theory and application.	15	17	02	00	00
	Percentage	44.11	50	5.88	00	00
4	The timely coverage of syllabus is possible in the mentioned number of hours.	17	15	02	00	00
	Percentage	50	44.11	5.88	00	00
5	The units/sections in the syllabus are properly sequenced.	18	12	03	01	00
	Percentage	52.94	35.29	8.82	2.94	00
6	Tests and examinations are conducted well in timewith proper coverage of all units in the syllabus.	13	19	02	00	00
	Percentage	38.23	55.88	5.88	00	00
7	The college provides adequate opportunities andsupport to faculty members for upgrading their skillsand qualifications.	15	15	03	01	00
	Percentage	44.11	44.11	8.82	2.94	00
8	The prescribed books are available in the Library in Sufficient numbers.	17	17	00	00	00
	Percentage	50	50	00	00	00
9	Infrastructural facilities, such as Staff rooms, class rooms and toilets are available in the College.	16	16	02	00	00
	Percentage	47.05	47.05	5.88	00	00
10	The administration is teacher friendly.	14	14	06	00	00
	Percentage	41.17	41.17	17.64	00	00

Teacher feedback Chart: 2018-19



On an average 45.24 % Teachers are strongly agree, 46.17 % are agree, 7.35 % are neutral, 1.17 % are disagree and 00 % are strongly disagree with the current syllabus of the various programmes designed by the Savitribai Phule Pune University, Pune.



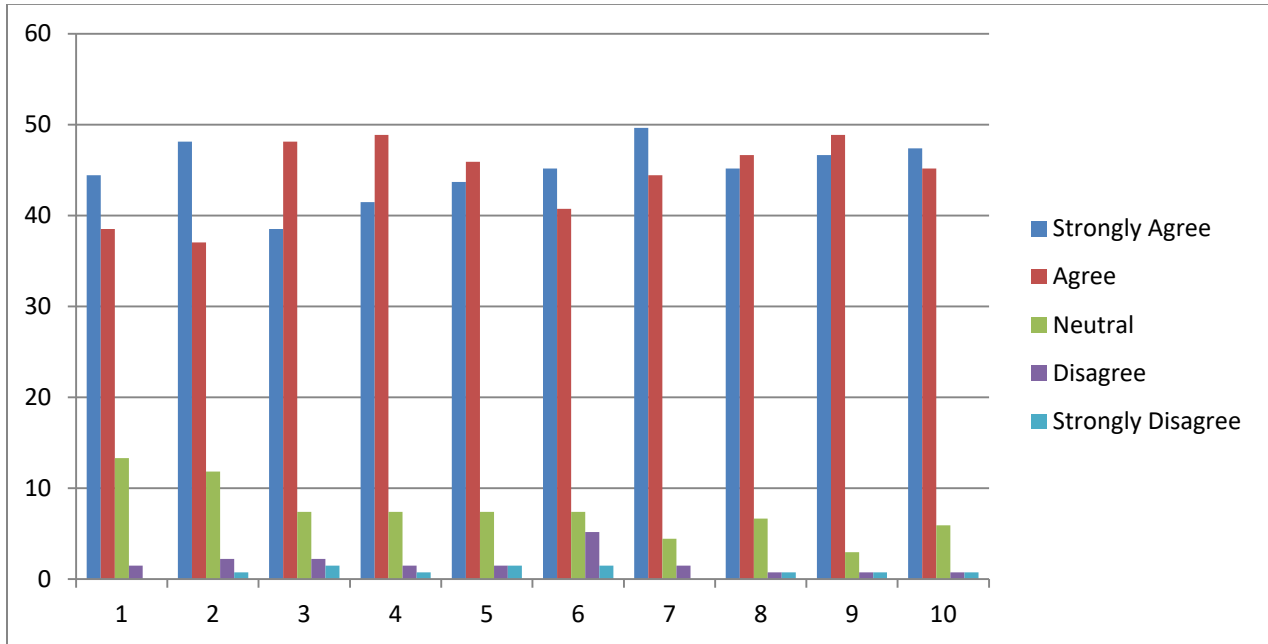

Principal
 Art's, Commerce & Science College
 Alkuti, Tal. Parner, Dist. A'nagar

Alumni Feedback: 2018-19

Our alumni are valuable for us. They provide us the inputs regarding improvement in facilities and employability of our students. We appeal our alumni to provide there sincere feedback on curriculum. We have received total 135 alumni feedback on syllabus designed by SavitribaiPhule Pune University Pune. Based on the comments of the alumni, the analysis is done as follows:

Que. No.	Evaluation Points	Response in %				
		Strongly Agree	Agree	Neutral	Disagree	Strongly Disagree
1	Need of syllabus updation.	60	55	18	02	00
	Percentage	44.44	38.51	13.33	1.48	00
2	Course curriculum intellectually stimulate you.	65	50	16	03	01
	Percentage	48.14	37.03	11.85	2.22	0.74
3	Course content is interesting.	55	65	10	03	02
	Percentage	38.51	48.14	7.40	2.22	1.48
4	Course curriculum fulfilling your expectations.	56	66	10	02	01
	Percentage	41.48	48.88	7.40	1.48	0.74
5	Programme help in developing your personality.	59	62	10	02	02
	Percentage	43.70	45.92	7.40	1.48	1.48
6	Courses meet contemporary requirements.	61	55	10	07	02
	Percentage	45.18	40.74	7.40	5.18	1.48
7	Reading material regarding curriculum is easily available.	67	60	06	02	00
	Percentage	49.62	44.44	4.44	1.48	00
8	Syllabus enhances employability	61	63	09	01	01
	Percentage	45.18	46.66	6.66	0.74	0.74
9	Infrastructure and Laboratory facilities available in the college.	63	66	04	01	01
	Percentage	46.66	48.88	2.96	0.74	0.74
10	Overall about teaching, administration and infrastructure facilities.	64	61	08	01	01
	Percentage	47.40	45.18	5.92	0.74	0.74

Alumni Feedback Chart: 2018-19



On an average 45.03 % Alumni are strongly agree, 44.43 % are agree, 7.47 % are neutral, 1.77 % are disagree and 0.81 % are strongly disagree with the current syllabus of the various programmes designed by the Savitribai Phule Pune University, Pune.

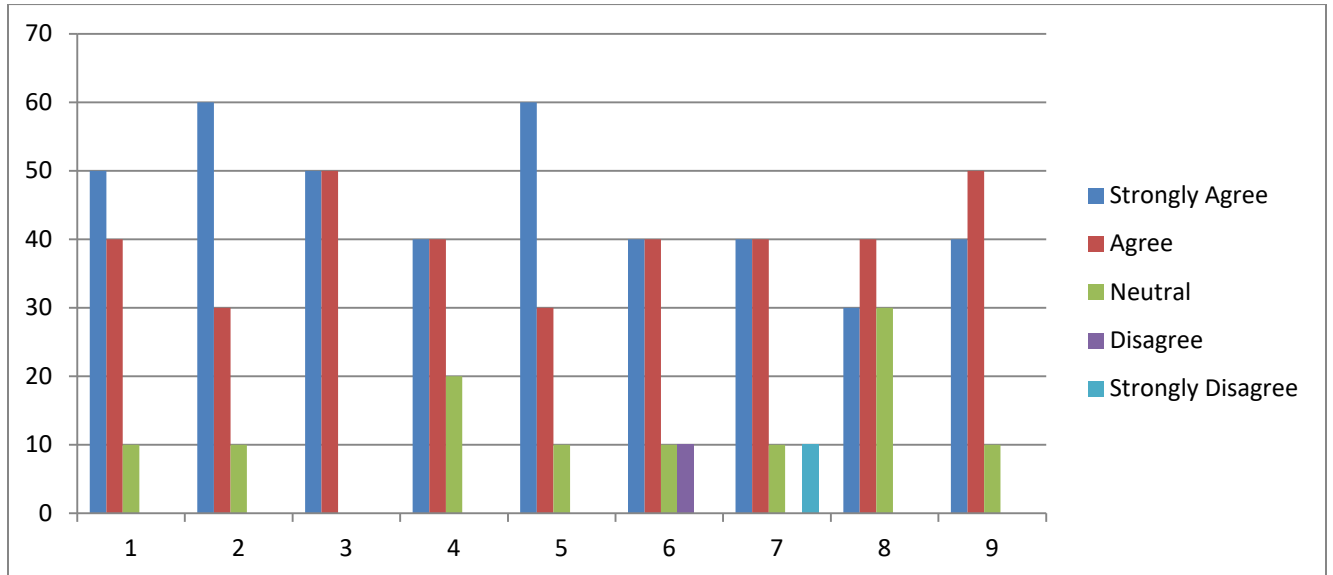



Principal
 Art's, Commerce & Science College
 Alkuti, Tal. Parner, Dist. A'nagar

Employer's feedback 2018-19

Que. No.	Evaluation Points	Response in %				
		Strongly Agree	Agree	Neutral	Disagree	Strongly Disagree
1	The course objectives are well defined and the modules are logically structured	05	04	01	00	00
	Percentage	50	40	10	00	00
2	The curriculum has good balance between theory and applications.	06	03	01	00	00
	Percentage	60	30	10	00	00
3	The curriculum has enough content for a student to acquire sufficient knowledge to secure a subject	05	05	00	00	00
	Percentage	50	50	00	00	00
4	The curriculum incorporates soft skills needed for employment	04	04	02	00	00
	Percentage	40	40	20	00	00
5	The syllabus has content for developing skills to handle problems at work place?	06	03	01	00	00
	Percentage	60	30	10	00	00
6	The curriculum creates interest among the students to pursue research in a particular area	04	04	01	01	00
	Percentage	40	40	10	10	00
7	The offered programme gives exposure through project/dissertation/in-plant training/field visit for real-life experiential Learning.	04	04	01	00	01
	Percentage	40	40	10	00	10
8	The curriculum provides scope for acquiring employable and entrepreneurship skills.	03	04	03	00	00
	Percentage	30	40	30	00	00
9	The curricular and co-curricular initiatives taken by the institute help the students to attain the required competency level.	04	05	01	00	00
	Percentage	40	50	10	00	00

Employer's feedback Chart: - 2018-19



On an average 45.55 % Employers are strongly agree, 40 % are agree, 12.22 % are neutral, 1.11% are disagree and 1.11 % are strongly disagree with the current syllabus of the various programmes designed by the Savitribai Phule Pune University, Pune.




Principal
 Art's, Commerce & Science College
 Alkuti, Tal. Parner, Dist. A'nagar